

INTERVIEW AND WORKPLACE DRESS CODE

Why is Professional Dress Code important?

Professional attire plays a key role in enhancing productivity, reinforcing the organization's image, and promoting employee morale. It helps create a strong first impression, fosters a cohesive and inclusive environment, and supports a culture of confidence and fairness in the workplace.

What are the common mistakes related to Dress Code?

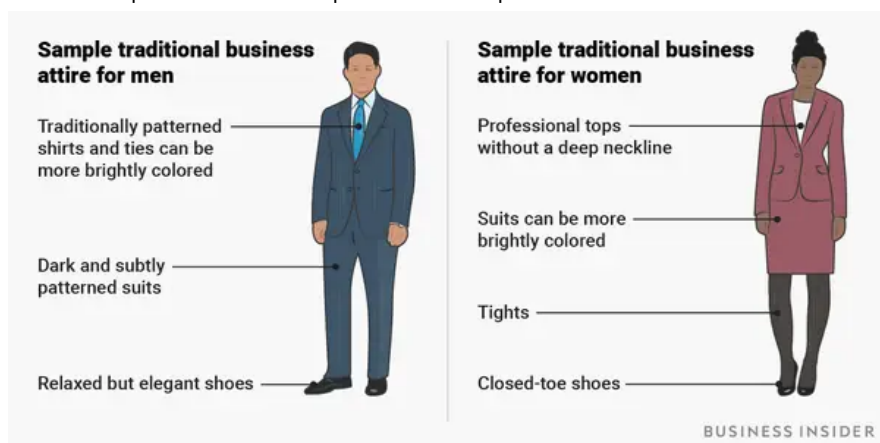
While occasional mistakes in workplace attire are common, they can be easily avoided with simple, proactive measures. Paying attention to details such as fit, cleanliness, and grooming ensures a consistently professional appearance.

To avoid common missteps, employees are encouraged to ensure clothing fits properly, maintain garments through regular washing and repairs, care for footwear by cleaning and polishing it, and uphold grooming standards by keeping hair and nails neat and tidy.

Types of Dress Code

1. **Business Professional** dress code represents a traditional and formal style of dress typically expected in conservative work environments or industries that uphold strict dress codes. This type of dress code is most commonly seen in fields such as finance, government, legal services, and other sectors where a polished and authoritative appearance is essential.

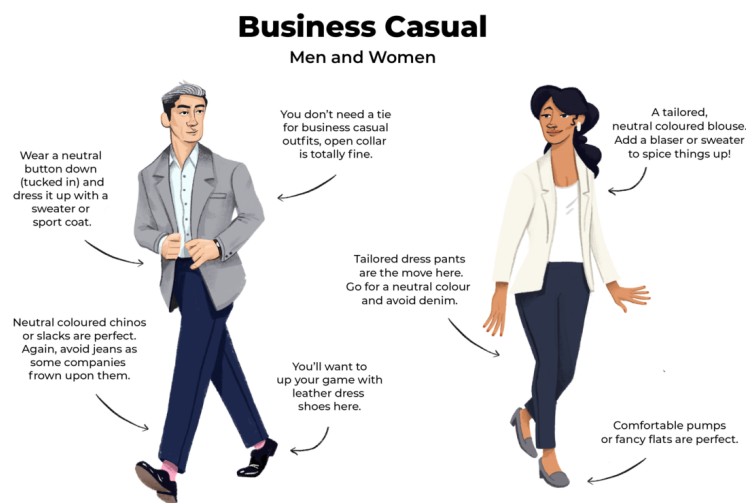
Clothing in a business professional setting should be neat, well-structured, and properly fitted, often tailored to ensure a sharp and professional look that reflects both competence and respect for workplace standards.



[Business Professional Dress Code Description](#)

2. **Business Casual** is a widely accepted style of dress in many modern workplaces. It strikes a balance between the formality of traditional business attire and the comfort of casual wear. While it incorporates several classic business elements, such as button-down shirts, blouses, or blazers; it also allows for more relaxed pieces like khakis, chinos, or modest dresses.

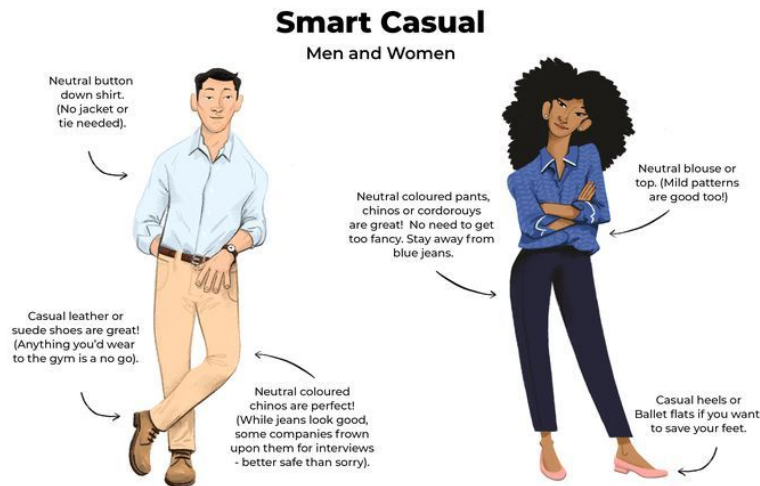
This dress code is considered appropriate for a variety of professional settings, including job interviews, client meetings, and daily office environments that do not require full formal wear. Because it is neither too casual nor overly formal, business casual attire is often the safest and most versatile option when the expectations of a dress code are unclear.



Business Casual Dress Code Description

3. **Smart Casual** is a modern and polished form of casual business attire that incorporates stylish, trendy elements while maintaining a neat and professional appearance. This dress code offers greater flexibility, allowing individuals to express personal style while still adhering to workplace standards. Typical smart casual outfits may include well-fitted trousers or dark jeans, paired with fashionable blouses, blazers, or smart shoes — striking a balance between relaxed and refined.

Smart casual is suitable for work environments with more relaxed dress codes, such as creative agencies, tech startups, or informal corporate cultures. It can also be a thoughtful choice for interviews at companies known for their laid-back atmosphere. Dressing smart casual in such cases demonstrates that you respect the company's culture while still presenting yourself as confident, intentional, and professionally put-together.



Smart Casual Dress Code Description

4. **Casual business** dress code refers to a relaxed and informal style of dress that is often acceptable in workplaces with a very flexible or non-traditional dress code. This attire typically includes items such as jeans, T-shirts, casual blouses, sneakers, or open-toed shoes, and is common in startups, creative industries, or certain tech companies where comfort and individuality are emphasized over formal appearance.

While casual dress code may be appropriate for daily work in informal office environments, it is generally not suitable for client meetings, professional interviews, or formal company events. Even in a casual workplace, it is important to be mindful of the context and opt for more polished or neutral choices when representing the organization externally or meeting new colleagues.



Casual Dress Code Description

How to Dress for a Job Interview Tips

Before your interview, take time to understand the company's culture and expected dress standards. You can do this by visiting their website, checking their social media pages, or observing how employees dress in public photos. Even if the organization has a casual dress code, it's usually wise to dress slightly more formally to demonstrate professionalism and respect for the opportunity.

1. Research the Company's Dress Code

Before your interview, take time to understand the company's culture and expected dress standards. You can do this by visiting their website, checking their social media pages, or observing how employees dress in public photos. Even if the organization has a casual dress code, it's usually wise to dress slightly more formally to demonstrate professionalism and respect for the opportunity.

2. Dress for the Climate and Season

Select attire that is appropriate not only for the role but also for the weather. Wearing seasonally suitable clothing ensures you stay comfortable throughout the interview. For instance, avoid light sandals on rainy days or heavy fabrics during summer interviews.

3. Inspect Your Clothes for Cleanliness and Condition

Your outfit should be free of any lint, wrinkles, or damage such as holes and stains. Presenting yourself in clean, well-maintained clothing helps ensure the interviewer's focus stays on your qualifications and not on distractions from your appearance.

4. Ensure Your Clothing is Pressed and Wrinkle-Free

Regardless of whether you're wearing a suit or smart-casual attire, your clothing should be neatly ironed or steamed. Wrinkle-free attire reflects attention to detail and shows that you've taken care to present yourself professionally.

5. Prepare Your Outfit in Advance

Plan and lay out your complete outfit the night before the interview. This allows you to ensure all elements are clean, coordinated, and appropriate, saving you stress and time the next day. Double-check accessories, shoes, and grooming to make sure everything aligns with the image you want to project.

6. Stay True to Yourself

While maintaining professionalism is essential, your outfit can also be a subtle reflection of your personality. Incorporate your style through tasteful touches, such as a unique accessory or a pop of color, to feel authentic and confident without compromising the professional tone.